


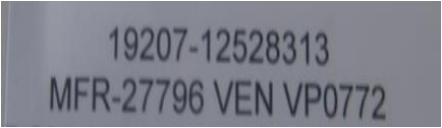
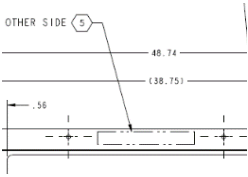


December 1, 2016

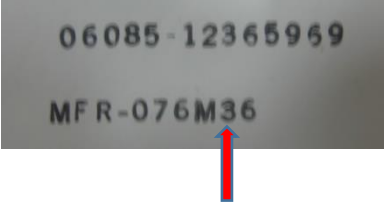

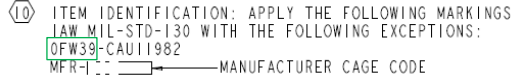
Supplier Quality Notice - Part Marking

This document is a result of the ongoing rejection for parts not being correctly identified at all BAE Systems facilities. Please review this document and use to assist your company in making sure all identification is properly applied to the product in accordance with the applicable purchasing agreement requirements. If there are any questions or confusion regarding part identification, please contact your Authorized Procurement Representative.

<p>Part ID not present and visible after paint application.</p> 	<p>If the markings are not visible per the requirements of the Drawing, they shall also be marked per the Supplier Quality Assurance Requirements Manual paragraph 7.2.</p> <p>6 ITEM IDENTIFICATION: METAL STAMP, ENGRAVE, OR ELECTRO ETCH THE FOLLOWING MARKINGS IN ACCORDANCE WITH MIL-STD-130 WITH .11 MIN HIGH CHARACTERS;</p> <p>19207 - 12365929 MFR- MANUFACTURER'S CAGE CODE</p>
<p>Part ID incorrect not per spec.</p> 	<p>Correct code shown below.</p> <div style="display: flex; justify-content: space-around; align-items: center;"> <div style="border: 1px solid black; padding: 5px; text-align: center;"> <p>6</p> <p>L5</p> <hr/> <p>LABEL</p> <hr/> <p>1W71J1 (1W70P1)</p> </div>  </div>
<p>Cage code listed is that of the Vendor.</p> 	<p>When the drawing note seen below is listed, BAE Systems Cage Code (see list below) is required, not the cage code of your facility.</p> <p>5. BAG AND TAG THIS PART. MARK TAG PER MIL-STD-130:</p> <p>19207-12528313 MFR-XXXXX (CAGE CODE - SEE NOTE)</p> <p>NOTE: THE MFR CAGE CODE SHALL BE THAT OF THE MFR CONTRACTUALLY RESPONSIBLE FOR FURNISHING THIS ITEM TO THE GOVERNMENT.</p>
<p>Part ID is on the incorrect side of the part.</p>	<p>ID to be on the "Other Side" of the drawing view.</p> <p>5 METAL STAMP, ENGRAVE, OR ELECTRIC ARC PENCIL ON THIS SURFACE IN .09 - .50 HIGH CHARACTERS PER MIL-STD-130:</p> 

December 1, 2016

Supplier Quality Notice - Part Marking

<p>Cage code listed incorrectly.</p> 	<p>BAE Systems Combat Vehicles Cage code should be:</p> <p>York – 06085 San Jose – 80212 Anniston Spares – 076M6 Anniston Forge – 05386 US Army Tank Command - 19207</p>
<p>Design code not provided.</p> 	<p>Indicated below on drawing.</p> 
<p>Incorrect marking method.</p>	<p>The marking method on the drawing should be followed.</p> <p>USING NON-ACID BASED BLACK INK, TYPE I, SPEC A-A-208 INK STAMP OR STENCIL IDENTIFICATION MARKINGS ON THIS SURFACE IN .25- .50 HIGH CHARACTERS PER MIL-STD-130:</p> <p>METAL STAMP, ENGRAVE, OR ELECTRIC ARC PENCIL ON THIS SURFACE IN .09 - .50 HIGH CHARACTERS PER MIL-STD-130:</p> <p>SPEC A-A-208, INK STAMP OR SILK SCREEN ON THIS SURFACE IN .09 - .50 HIGH CHARACTERS</p>
<p>Part ID is present, but the Supplier Part Number, Cage Code, Site # or Logo as applicable is not per the Supplier Quality Assurance Manual requirements.</p>	<p>7.2 Part Identification Marking</p> <p>A. Combat Vehicles</p> <p>The Supplier shall ensure that items are legibly marked in accordance with the purchasing agreement, drawing, and/or the specification requirements. If this identification is no longer visible after all finishing processes have been completed that info must be reapplied with the identification method to be determined by the supplier. Objective evidence must be made available upon request to support the original marking methods used.</p> <p>In addition to the above requirements, all parts must be identified with the part number as listed on the P/O line item, and the Suppliers cage code, Site # or Logo as applicable. The identification process cannot affect form, fit or function of the part. Markings shall be legible after all finishing processes are completed.</p>
<p>Note: If you are unable to comply with the drawing requirements, Submit a VIR to BAE Systems prior to shipment.</p>	